



MONARCH
NETWORK CAPITAL

MNCL/SE/52/2024-25

Dated: November 12, 2024

To,
BSE Limited
Phiroze Jeejeebhoy Towers,
Dalal Street, Fort, Mumbai - 400001
Scrip Code No.: 511551

To,
National Stock Exchange of India Limited
Exchange Plaza, C-1, Block G, Bandra Kurla
Complex, Bandra (East), Mumbai - 400051
Symbol - MONARCH

Sub: Newspaper publication of the extract of unaudited standalone and consolidated financial results for the quarter ended September 30, 2024

Dear Sir/Ma'am,

Pursuant to Regulation 30 read with Regulation 47 of the SEBI (Listing Obligations and Disclosure Requirements) Regulations, 2015, please find enclosed copies of the newspaper advertisements pertaining to the extract of unaudited standalone and consolidated financial results of the company for the quarter ended September 30, 2024, published in the below newspapers:

1. **FINANCIAL EXPRESS – English (Mumbai and New Delhi editions)**
2. **FINANCIAL EXPRESS – Gujarati (Ahmedabad editions)**
3. **FINANCIAL EXPRESS – English (Ahmedabad editions)**

The aforesaid information will also be uploaded on the website of the company at <https://www.mnclgroup.com/investor-relation/investor-relation-announcements>

We request that you kindly take the above on record.

Thanking you,

Yours faithfully,
For **Monarch Network Capital Limited**

Nitesh Tanwar
Company Secretary and Compliance Officer
M. No. FCS-10181
Encl: As above

Monarch Network Capital Limited (CIN: L65920GJ1993PLC120014)

Regd. Off.: Unit No. 803-804A, 8th Floor, X-Change Plaza, Block No. 53, Zone 5, Road- 5E, Gift City, Gandhinagar -382355 , Gujarat

Corp. Off.: "Monarch House", Opp Prahladbhai Patel Garden, Near Ishwar Bhuvan, Commerce Six Roads, Navrangpura, Ahmedabad - 380009

T: +91-079-266 66 500 / +91-079-660 00 500 | **E :** reachus@mnclgroup.com | **W:** www.mnclgroup.com

हम राजकी सी

NMDC

NMDC Limited

(A Government of India Enterprise)

Regd. Office : 10-3-311/A, 'Khanij Bhavan', Castle Hills,
Masab Tank, Hyderabad-500 028. CIN : L13100TG19586OI001674

RESPONSIBLE MINING

Extract of Un-audited Standalone & Consolidated Financial Results for the quarter and half year ended 30th September 2024

INR in Crore

| Sl. No. | Particulars | Standalone | | | | | Consolidated | | | | |
|--------------------------------------|--------------------------------------------------------------------------------------------------------------------------------------------|---------------------------|---------------------------|---------------------------|---------------------------|------------------------|---------------------------|---------------------------|---------------------------|---------------------------|------------------------|
| | | Quarter Ended | | Half Year Ended | | Year Ended | Quarter Ended | | Half Year Ended | | Year Ended |
| | | 30/Sep/2024 Un-Audited | 30/Sep/2023 Un-Audited | 30/Sep/2024 Un-Audited | 30/Sep/2023 Un-Audited | 31/Mar/2024 Audited | 30/Sep/2024 Un-Audited | 30/Sep/2023 Un-Audited | 30/Sep/2024 Un-Audited | 30/Sep/2023 Un-Audited | 31/Mar/2024 Audited |
| 1 | Total Revenue from Operations | 4,806.57 | 4,013.98 | 10,184.37 | 9,408.64 | 21,293.81 | 4,918.91 | 4,013.98 | 10,333.10 | 9,408.64 | 21,307.85 |
| 2 | Net Profit/(Loss) for the period (before tax, Exceptional and/or Extraordinary items, discontinued operations) | 1,687.54 | 1,406.84 | 4,316.11 | 3,608.03 | 8,295.45 | 1,614.21 | 1,404.07 | 4,222.16 | 3,616.39 | 8,234.81 |
| 3 | Net Profit/(Loss) for the period before tax (after Exceptional and/or Extraordinary items, discontinued operations) | 1,687.29 | 1,406.56 | 4,315.56 | 3,607.53 | 8,011.96 | 1,613.96 | 1,403.79 | 4,221.61 | 3,615.89 | 7,951.34 |
| 4 | Net Profit/(Loss) for the period after tax (after Exceptional and/or Extraordinary items) | 1,268.96 | 1,027.63 | 3,252.93 | 2,677.54 | 5,631.89 | 1,195.63 | 1,024.86 | 3,158.98 | 2,685.90 | 5,571.25 |
| 5 | Share of profit/(Loss) of Associates/JVs | - | - | - | - | - | 9.67 | 1.13 | 15.34 | (6.53) | (0.38) |
| 6 | Non-Controlling Interest (Profit)/Loss | - | - | - | - | - | (6.27) | (0.25) | (8.02) | 0.91 | (4.19) |
| 7 | Net Profit/(Loss) after taxes, Non-Controlling Interest and share of profit/loss of Associates/JVs | 1,268.96 | 1,027.63 | 3,252.93 | 2,677.54 | 5,631.89 | 1,211.57 | 1,026.24 | 3,182.34 | 2,678.46 | 5,575.06 |
| 8 | Total Comprehensive Income for the period (Comprising profit/ (Loss) for the period (after tax) and Other Comprehensive Income (after tax) | 1,255.65 | 1,034.90 | 3,230.09 | 2,692.08 | 5,593.79 | 1,189.10 | 1,030.26 | 3,151.93 | 2,708.47 | 5,553.03 |
| 9 | Paid up Equity Share Capital (Face value Re.1/- each) | 293.07 | 293.07 | 293.07 | 293.07 | 293.07 | 293.07 | 293.07 | 293.07 | 293.07 | 293.07 |
| 10 | Other Equity (excluding Revaluation Reserve as per Balance Sheet) | - | - | 27,903.21 | 23,896.09 | 25,112.71 | - | - | 28,075.66 | 24,194.23 | 25,362.83 |
| 11 | Net Worth | - | - | 28,196.28 | 24,189.16 | 25,405.76 | - | - | 28,377.73 | 24,501.76 | 25,672.91 |
| Earnings Per Share (of Re. 1/- each) | | | | | | | | | | | |
| 12 | Basic | 4.33 | 3.51 | 11.10 | 9.14 | 19.22 | 4.13 | 3.50 | 10.86 | 9.14 | 19.02 |
| 13 | Diluted | 4.33 | 3.51 | 11.10 | 9.14 | 19.22 | 4.13 | 3.50 | 10.86 | 9.14 | 19.02 |

Notes:

1

The above is an extract of the detailed formats of Quarterly Results filed with Stock Exchanges under Regulation 33 of the SEBI (Listing Obligations and Disclosure Requirements) Regulations, 2015. The full formats of Quarterly Financial Results are available on the Stock Exchange websites (www.nseindia.com and www.bseindia.com) and Company's website www.nmdc.co.in.

2

Previous periods figures have been reclassified wherever considered necessary

For and on behalf of Board of Directors of NMDC Limited

Sd/-

(Amitava Mukherjee)

Chairman-Cum-Managing Director (Additional Charge),
Director (Finance) Din NO. 08265207

Place : New Delhi

Dated : 11th November 2024

SHREE

जंग रोधक

CEMENT

BANGUR

SHREE जंग रोधक CEMENT

घर की ढाल, सालों साल

The Company with the total score of 73 (last year 62) in the Dow Jones Sustainability Index (DJSI), Corporate Sustainability Assessment (CSA) Environment Social & Governance ranks best within the construction material sector in India. This exhibits its commitment to driving sustainability across the value chain of its operations.

Shree Cement

Regd. Office : Shree Cement Ltd., Bangur Nagar, Beawar-305901, Rajasthan | Phone: EPABX 01462 228101-6 Fax: 01462 228117/119
E-mail: shreebwr@shreecement.com | Website: www.shreecement.com | CIN: L26943RJ1979PLC001935

EXTRACT OF CONSOLIDATED UNAUDITED FINANCIAL RESULTS FOR THE QUARTER AND SIX MONTHS ENDED ON 30TH SEPTEMBER, 2024

| | | ₹ in Crore | | | |
|--------|---------------------------------------------------------------------------------------------------------------------------------|--------------------------------------------|-----------------------------------------------|--------------------------------------------|---------------------------------------|
| Sr.No. | PARTICULARS | Quarter ended 30.09.2024 (Unaudited) | Six Months ended 30.09.2024 (Unaudited) | Quarter ended 30.09.2023 (Unaudited) | Year ended 31.03.2024 (Audited) |
| 1 | Total Income from Operations | 4235.55 | 9498.64 | 4905.62 | 21001.92 |
| 2 | Net Profit for the period before Taxes | 23.28 | 329.13 | 539.24 | 2959.20 |
| 3 | Net Profit for the period after Taxes | 76.64 | 355.09 | 446.62 | 2396.16 |
| 4 | Total Comprehensive Income for the period (Comprising Profit for the period after tax and other Comprehensive Income after tax) | 95.42 | 373.97 | 486.03 | 2435.94 |
| 5 | Paid-up Equity Share Capital (Face value ₹ 10/- per share) | 36.08 | 36.08 | 36.08 | 36.08 |
| 6 | Reserves (excluding Revaluation Reserve) | 20843.20 | 20843.20 | 19459.28 | 20666.84 |
| 7 | Securities Premium Account | 2408.63 | 2408.63 | 2408.63 | 2408.63 |
| 8 | Net worth | 20879.28 | 20879.28 | 19495.36 | 20702.92 |
| 9 | Outstanding Debt | 1446.33 | 1446.33 | 1821.22 | 1474.92 |
| 10 | Debt-Equity Ratio (in times) | 0.04 | 0.04 | 0.08 | 0.05 |
| 11 | Earnings Per Share (of ₹ 10/- each) - (Not Annualized) | | | | |
| | 1. Cash (in ₹) | 202.41 | 466.15 | 236.38 | 1203.38 |
| | 2. Basic & Diluted (in ₹) | 21.18 | 98.40 | 123.78 | 663.98 |
| 12 | Capital Redemption Reserve | 15.00 | 15.00 | 15.00 | 15.00 |
| 13 | Debt Redemption Reserve | - | - | - | - |
| 14 | Debt Service Coverage Ratio (in times) | 5.08 | 8.75 | 1.25 | 3.58 |
| 15 | Interest Service Coverage Ratio (in times) | 14.27 | 16.63 | 15.18 | 19.80 |

Notes:

1

The above results were taken on record at the meeting of the Board of Directors held on 11th November, 2024. The results have been reviewed by the Statutory Auditors

2

Key Standalone Financial Information:-

| | | ₹ in Crore | | | |
|----------------------------------------|--|--------------------------------------------|-----------------------------------------------|--------------------------------------------|---------------------------------------|
| PARTICULARS | | Quarter ended 30.09.2024 (Unaudited) | Six Months ended 30.09.2024 (Unaudited) | Quarter ended 30.09.2023 (Unaudited) | Year ended 31.03.2024 (Audited) |
| Total Income from operations | | 3904.58 | 8873.86 | 4686.03 | 20037.77 |
| Net Profit for the period before Taxes | | 44.76 | 395.60 | 596.52 | 3045.63 |
| Net Profit for the period after Taxes | | 93.13 | 410.84 | 491.33 | 2468.44 |

3

The above is an extract of the detailed format of financial results for the quarter and six months ended 30th September, 2024 filed with the Stock Exchanges under regulations 33 & 52 of the SEBI (Listing Obligations and Disclosure Requirements) Regulations, 2015, as amended. The full format of the standalone and consolidated financial results for the quarter and six months ended 30th September, 2024 are available on the websites of the Stock Exchanges (www.bseindia.com and www.nseindia.com) and on the company website viz. www.shreecement.com.

4

For the other line items referred in regulation 52(4) of the Listing Regulations, pertinent disclosures have been made to the Stock Exchanges (www.bseindia.com and www.nseindia.com) and on the company website viz. www.shreecement.com.

By order of the Board
For SHREE CEMENT LIMITED
(H.M. Bangur)
Chairman
DIN: 00244329

Place: Gurugram

Date: 11th November, 2024

For details e-mail at : subhash.jajoo@shreecement.com

Customer Care: 1800 1022

bangurcare@shreecement.com

SHREE

जंग रोधक

CEMENT

BANGUR

SHREE जंग रोधक CEMENT

घर की ढाल, सालों साल

The Company with the total score of 73 (last year 62) in the Dow Jones Sustainability Index (DJSI), Corporate Sustainability Assessment (CSA) Environment Social & Governance ranks best within the construction material sector in India. This exhibits its commitment to driving sustainability across the value chain of its operations.

Shree Cement

Regd. Office : Shree Cement Ltd., Bangur Nagar, Beawar-305901, Rajasthan | Phone: EPABX 01462 228101-6 Fax: 01462 228117/119
E-mail: shreebwr@shreecement.com | Website: www.shreecement.com | CIN: L26943RJ1979PLC001935

EXTRACT OF CONSOLIDATED UNAUDITED FINANCIAL RESULTS FOR THE QUARTER AND SIX MONTHS ENDED ON 30TH SEPTEMBER, 2024

| | | ₹ in Crore | | | |
|--------|---------------------------------------------------------------------------------------------------------------------------------|--------------------------------------------|-----------------------------------------------|--------------------------------------------|---------------------------------------|
| Sr.No. | PARTICULARS | Quarter ended 30.09.2024 (Unaudited) | Six Months ended 30.09.2024 (Unaudited) | Quarter ended 30.09.2023 (Unaudited) | Year ended 31.03.2024 (Audited) |
| 1 | Total Income from Operations | 4235.55 | 9498.64 | 4905.62 | 21001.92 |
| 2 | Net Profit for the period before Taxes | 23.28 | 329.13 | 539.24 | 2959.20 |
| 3 | Net Profit for the period after Taxes | 76.64 | 355.09 | 446.62 | 2396.16 |
| 4 | Total Comprehensive Income for the period (Comprising Profit for the period after tax and other Comprehensive Income after tax) | 95.42 | 373.97 | 486.03 | 2435.94 |
| 5 | Paid-up Equity Share Capital (Face value ₹ 10/- per share) | 36.08 | 36.08 | 36.08 | 36.08 |
| 6 | Reserves (excluding Revaluation Reserve) | 20843.20 | 20843.20 | 19459.28 | 20666.84 |
| 7 | Securities Premium Account | 2408.63 | 2408.63 | 2408.63 | 2408.63 |
| 8 | Net worth | 20879.28 | 20879.28 | 19495.36 | 20702.92 |
| 9 | Outstanding Debt | 1446.33 | 1446.33 | 1821.22 | 1474.92 |
| 10 | Debt-Equity Ratio (in times) | 0.04 | 0.04 | 0.08 | 0.05 |
| 11 | Earnings Per Share (of ₹ 10/- each) - (Not Annualized) | | | | |
| | 1. Cash (in ₹) | 202.41 | 466.15 | 236.38 | 1203.38 |
| | 2. Basic & Diluted (in ₹) | 21.18 | 98.40 | 123.78 | 663.98 |
| 12 | Capital Redemption Reserve | 15.00 | 15.00 | 15.00 | 15.00 |
| 13 | Debt Redemption Reserve | - | - | - | - |
| 14 | Debt Service Coverage Ratio (in times) | 5.08 | 8.75 | 1.25 | 3.58 |
| 15 | Interest Service Coverage Ratio (in times) | 14.27 | 16.63 | 15.18 | 19.80 |

Notes:

1

The above results were taken on record at the meeting of the Board of Directors held on 11th November, 2024. The results have been reviewed by the Statutory Auditors

2

Key Standalone Financial Information:-

| | | ₹ in Crore | | | |
|----------------------------------------|--|--------------------------------------------|-----------------------------------------------|--------------------------------------------|---------------------------------------|
| PARTICULARS | | Quarter ended 30.09.2024 (Unaudited) | Six Months ended 30.09.2024 (Unaudited) | Quarter ended 30.09.2023 (Unaudited) | Year ended 31.03.2024 (Audited) |
| Total Income from operations | | 3904.58 | 8873.86 | 4686.03 | 20037.77 |
| Net Profit for the period before Taxes | | 44.76 | 395.60 | 596.52 | 3045.63 |
| Net Profit for the period after Taxes | | 93.13 | 410.84 | 491.33 | 2468.44 |

3

The above is an extract of the detailed format of financial results for the quarter and six months ended 30th September, 2024 filed with the Stock Exchanges under regulations 33 & 52 of the SEBI (Listing Obligations and Disclosure Requirements) Regulations, 2015, as amended. The full format of the standalone and consolidated financial results for the quarter and six months ended 30th September, 2024 are available on the websites of the Stock Exchanges (www.bseindia.com and www.nseindia.com) and on the company website viz. www.shreecement.com.

4

For the other line items referred in regulation 52(4) of the Listing Regulations, pertinent disclosures have been made to the Stock Exchanges (www.bseindia.com and www.nseindia.com) and on the company website viz. www.shreecement.com.

By order of the Board
For SHREE CEMENT LIMITED
(H.M. Bangur)
Chairman
DIN: 00244329

Place: Gurugram

Date: 11th November, 2024

For details e-mail at : subhash.jajoo@shreecement.com

Customer Care: 1800 1022

bangurcare@shreecement.com

THE BUSINESS DAILY.

FOR DAILY BUSINESS.

FINANCIAL EXPRESS

financialexpress.com

RELIGARE

Values that bind

Presents

The Indian EXPRESS

AQQA

Co-presented by

suchirindia

Come... Live The Future

WHERE NEWSMAKERS
DROP IN FOR
A CANDID CHAT.

Revanth Reddy

Chief Minister of Telangana

in conversation with

Anant Goenka
Executive Director
The Indian Express Group

Liz Mathew
Deputy Editor
The Indian Express

Associate Partner

Travel Partner

Coffee Partner

Hospitality Partner

DeVANS

ixigo

ब्लैकCoffee

MERIDIEN
NEW DELHI

MONARCH

NETWORK CAPITAL

MONARCH NETWORK CAPITAL LIMITED

Total Income*

₹189.21cr (56.9%YOY) ↑

PAT*

₹ 84.03cr (55.5%YOY) ↑

EPS*

₹12.05 (H1FY24 - ₹7.98)
(FY24 - ₹18.18)

RoE#

30.1%

Networth

₹729.8cr (vs. Rs 345.9cr IN FY24)

GROWING
STRONGER
TOGETHER

EXTRACT OF CONSOLIDATED & STANDALONE UNAUDITED FINANCIAL RESULTS FOR THE QUARTER AND HALF YEAR ENDED SEPTEMBER 30, 2024

(₹ in Lacs except EPS)

| Particulars | Consolidated | | | | Standalone | | | |
|------------------------------------------------------------------------------------------------------------------------------------------|--------------------------|--------------------------|--------------------------|-----------------------|--------------------------|--------------------------|--------------------------|-----------------------|
| | Quarter Ended | Half Year Ended | Quarter Ended | Year Ended | Quarter Ended | Half Year Ended | Quarter Ended | Year Ended |
| | Un-Audited 30.09.2024 | Un-Audited 30.09.2024 | Un-Audited 30.09.2023 | Audited 31.03.2024 | Un-Audited 30.09.2024 | Un-Audited 30.09.2024 | Un-Audited 30.09.2023 | Audited 31.03.2024 |
| Total Income from operations (Net) | 10,425.60 | 18,920.76 | 7,817.85 | 27,899.68 | 10,295.81 | 18,444.13 | 7,563.95 | 27,179.90 |
| Net Profit / (Loss) for the period before tax. (Before Exceptional and/or Extraordinary items) | 5,656.21 | 10,789.31 | 5,048.42 | 16,414.18 | 5,474.49 | 10,216.07 | 4,737.52 | 15,519.34 |
| Net Profit / (Loss) for the period before tax. (After Exceptional and /or Extraordinary items) | 5,657.22 | 10,786.95 | 5,044.28 | 16,409.53 | 5,475.50 | 10,213.71 | 4,733.38 | 15,514.60 |
| Net Profit / (Loss) for the period after tax. (After Exceptional and/or Extraordinary items) | 4,398.39 | 8,403.97 | 3,702.01 | 12,314.98 | 4,271.72 | 7,982.65 | 3,469.72 | 11,651.40 |
| Total Comprehensive Income for the period [Comprising profit/loss for the period (after tax) and other comprehensive Income (after tax)] | 4,398.39 | 8,403.97 | 3,702.01 | 12,300.06 | 4,271.72 | 7,982.65 | 3,469.72 | 11,636.47 |
| Paid up Equity Share Capital (Face Value of ₹ 10/- each) | 7,846.09 | 7,846.09 | 3,386.95 | 3,386.95 | 7,846.09 | 7,846.09 | 3,386.95 | 3,386.95 |
| Reserves excluding revaluation reserves | - | - | - | 31,204.43 | - | - | - | 28,969.69 |
| Earnings per Equity Share in ₹ 10/- each (not annualised) | 6.13 | 12.05 | 5.47 | 18.18 | 5.96 | 11.45 | 5.12 | 17.20 |
| i Basic | | | | | | | | |
| ii Diluted | 6.05 | 11.89 | 5.47 | 18.18 | 5.88 | 11.29 | 5.12 | 17.20 |

*On a Consolidated basis & for H1FY25 | #Annualized

Notes: The above is an extract of the detailed format of Audited Financial Results filed with BSE Limited & on National Stock Exchange of India Limited under Regulation 33 of the SEBI (Listing and Other Disclosure Requirements) Regulations, 2015. The full format of the Financial Results are available on the following weblinks:
1) On the BSE : <https://www.bseindia.com/stock-share-price/monarch-network-capital-ltd/monarch/511551/>;
2) On the NSE : <https://www.nseindia.com/get-quotes/equity?symbol=MONARCH>;
3) On Company's website: <https://www.mncigroup.com/investor-relation/investor-relation-financials-quarterly-results>

Place: Mumbai

Date: November 11, 2024

By order of the Board of Directors
For Monarch Network Capital Limited
Sd/-

Ashok Bafna, Whole-time Director, DIN: 01431472

Regd. Office: Unit No. 803-804A, 8th Floor, X-Change Plaza, Block No. 53, Road SE, Zone - 5, GIFT City, Gandhinagar, Gujarat - 382355


Corp. Office: 'Monarch House', Opp Prahladhai Patel Garden, Near Ishwar Bhuvan, Commerce Six Roads, Navrangpura, Ahmedabad - 380009

Tel No.: +91 079 26660500 | Email: cs@mncigroup.com | Website: www.mncigroup.com | CIN: L69920GJ1993PLC120014

financialexp.esa.in

Ahmedabad

| DOLAT ALGOTECH LIMITED | | | | | | |
|----------------------------------------------------------------------------------------------------------------------------------------------------------------------------------------------------------------------------------------------------------------------------------------------------------------------------------------------------------------------------------------------------------------------------------------------------------------------------------------|----------------------------------------------------------------------------------------------------------------------------------------------|---------------|------------------|---------------|---------------|------------------|
| CIN: L67100GJ1983PLC126089 | | | | | | |
| Registered Office: 1401-1409, Dalal Street Commercial Co-op Soc Ltd, Block 53 (Bldg No.53E) Zone-5, Road-5E, Gift city, Gandhinagar - 382355, Gujarat | | | | | | |
| Corporate Office: 301-308, Bhagwati House, Plot A/19, Veera Desai Road, Andheri (West), Mumbai - 400058 | | | | | | |
| Tel.: 91-22-6155 4038; Fax: 91-22-26732642 Website: www.dolatalgotech.in; E-mail: investor@dolatalgotech.in; | | | | | | |
| Extract of unaudited Financial Results (CONSOLIDATED and STANDALONE) | | | | | | |
| for the quarter and six months ended 30th September, 2024 | | | | | | |
| Rs. in Millions | | | | | | |
| Sr. No | Particulars | CONSOLIDATED | | | STANDALONE | |
| | | Quarter Ended | Six Months Ended | Quarter Ended | Quarter Ended | Six Months Ended |
| | | 30.09.2024 | 30.09.2024 | 30.09.2023 | 30.09.2024 | 30.09.2024 |
| | | Unaudited | Unaudited | Unaudited | Unaudited | Unaudited |
| 1 | Total income from operations | 1,455.63 | 2,972.90 | 861.22 | 1,198.23 | 2,433.02 |
| 2 | Net Profit / (Loss) for the period (before Tax, Exceptional and/or Extraordinary items) | 931.12 | 1,934.53 | 487.35 | 838.91 | 1,733.71 |
| 3 | Net Profit / (Loss) for the period before tax (after Exceptional and/or Extraordinary items) | 931.12 | 1,934.53 | 487.35 | 838.91 | 1,733.71 |
| 4 | Net Profit / (Loss) for the period after tax (after Exceptional and/or Extraordinary items) | 668.78 | 1,387.56 | 350.51 | 667.10 | 1,383.89 |
| 5 | Total Comprehensive Income for the period [Comprising Profit / (Loss) for the period (after tax) and Other Comprehensive Income (after tax)] | 668.78 | 1,387.56 | 350.53 | 667.10 | 1,383.89 |
| 6 | Equity share capital | 176.00 | 176.00 | 176.00 | 176.00 | 176.00 |
| 7 | Reserve (excluding Revaluation Reserve as shown in the balance sheet of previous year) | - | - | - | - | - |
| 8 | Earnings Per Share (of Rs. 1/- each) (for continuing and discontinued operations) - | | | | | |
| | a) Basic | 3.79 | 7.86 | 1.99 | 3.79 | 7.86 |
| | b) Diluted | 3.79 | 7.86 | 1.99 | 3.79 | 7.86 |
| Note: | | | | | | |
| 1) The above is an extract of the detailed format of unaudited Consolidated and Standalone Financial results for the Quarter and six months ended on 30th September, 2024, filed with the Stock Exchange under Regulation 33 of the SEBI (Listing Obligations and Disclosure Requirements) Regulations, 2015. The full format of the above Result are available on the Stock Exchanges website (www.bseindia.com), (www.nseindia.com) and the Company's website (www.dolatalgotech.in) | | | | | | |
| 2) The Board of Directors at its meeting held on 11th November, 2024 has declared an interim dividend of Rs. 0.25 per equity share. | | | | | | |
| 3) The interim dividend for FY 2024-25 shall be paid to the equity shareholders of the Company, whose names appear on the Register of Members of the Company or in the records of the Depositories as beneficial owners of the shares as on Tuesday, 26th November '24 which is the Record Date fixed for the purpose. | | | | | | |
| For DOLAT ALGOTECH LIMITED | | | | | | |
| Sd/- | | | | | | |
| Pankaj D. Shah | | | | | | |
| Managing Director | | | | | | |
| (DIN: 00005023) | | | | | | |
| Place : Mumbai | | | | | | |
| Date : November 11, 2024 | | | | | | |



Vaibhav Global Limited


Regd. Off.: K-6B, Fateh Tiba, Adarsh Nagar, Jaipur-302004;
Tel: 91-141-2601020; CIN: L36911RJ1989PLC004945;
E-Mail: investor_relations@vaibhavglobal.com; Website: www.vaibhavglobal.com

EXTRACT OF UNAUDITED CONSOLIDATED FINANCIAL RESULTS FOR THE QUARTER AND YEAR TO DATE ENDED 30 SEPTEMBER 2024

(₹ in lacs, unless otherwise stated)

| S. No. | Particulars | Consolidated | | |
|--------|-------------------------------------------------------------------------------------------------------------------------------------|---------------|-------------|--------------------|
| | | Quarter Ended | | Year to date ended |
| | | 30.09.2024 | 30.09.2023 | 30.09.2024 |
| | | (Unaudited) | (Unaudited) | (Unaudited) |
| 1 | Total Income from Operations (Net) | 79,642.91 | 70,499.93 | 155,243.83 |
| 2 | Other Income | 885.19 | 342.10 | 1,747.09 |
| 3 | Total Income | 80,528.10 | 70,842.03 | 156,990.92 |
| 4 | Net Profit from Ordinary Activities (before tax and exceptional items) | 3,931.38 | 4,137.73 | 7,669.66 |
| 5 | Net Profit from Ordinary Activities before tax (after exceptional items) | 3,931.38 | 4,137.73 | 7,669.66 |
| 6 | Net Profit from Ordinary Activities after tax (after exceptional items) | 2,777.58 | 2,902.64 | 5,522.49 |
| 7 | Total Comprehensive Income for the period (Comprising Profit for the period (after tax) and Other Comprehensive Income (after tax)) | 5,337.03 | 2,992.16 | 7,793.43 |
| 8 | Equity Share Capital | 3,317.41 | 3,306.35 | 3,317.41 |
| 9 | Earnings Per Share (of ₹ 2 each) (for continuing & discontinued operations) | | | |
| | i) Basic EPS | 1.68 | 1.78 | 3.35 |
| | ii) Diluted EPS | 1.65 | 1.75 | 3.29 |

| (₹ in lacs, unless otherwise stated) | | | | | |
|----------------------------------------------------------------------------------------------------------------------------------------------------------------------------------------------------------------------------------------------------------------------------------------------------------------------------------------------------------------------------------------------------------------------------------------------------------------------------------------------------------------------------------------------------------------------------------------------------------------------------------------------------------------------------|---------------|-------------|--------------------|-------------|-------------|
| Particulars | Quarter Ended | | Year to date ended | | |
| | 30.09.2024 | 30.09.2023 | 30.09.2024 | 30.09.2023 | 31.03.2024 |
| | (Unaudited) | (Unaudited) | (Unaudited) | (Unaudited) | (Unaudited) |
| Total Income | 21,722.12 | 13,840.40 | 37,127.87 | | |
| Profit before tax | 5,670.13 | 2,150.08 | 6,963.15 | | |
| Total Comprehensive Income | 5,362.42 | 2,086.79 | 6,443.96 | | |
| 4 The unaudited consolidated financial results include the financial results of Parent Company and the financial results of the following subsidiaries and step-down subsidiaries (collectively referred as 'the Group'): | | | | | |
| A. VGL Retail Ventures Limited, Mauritius | | | | | |
| a. Shop TJC Limited, UK | | | | | |
| i. Shop LC Global Inc., USA | | | | | |
| ii. Mindful Souls BV, Netherlands (acquired on 26 September 2023) | | | | | |
| B. STS Global Supply Limited, Hong Kong | | | | | |
| a. Pt. STS Bali, Indonesia | | | | | |
| b. STS (Guangzhou) Trading Limited, China | | | | | |
| C. STS Jewels Inc., USA | | | | | |
| D. STS Global Limited, Thailand | | | | | |
| E. STS Global Limited, Japan | | | | | |
| F. Vaibhav Vistar Limited, India | | | | | |
| G. Vaibhav Lifestyle Limited, India | | | | | |
| H. Shop LC GmbH, Germany | | | | | |
| I. Encase Packaging Private Limited, India (Up to 30 September 2024) | | | | | |
| J. Vaibhav Global Employee Stock Option Welfare Trust | | | | | |
| All Subsidiaries are wholly owned except Encase Packaging Private Limited. | | | | | |
| 5 The Parent Company have allotted 157,143 and 338,244 equity shares having face value of ₹ 2/- each for the quarter ended 30 September 2024 and year to date for the period from 01 April 2024 to 30 September 2024 respectively, under the Company's various Employees Stock Option Benefit Schemes through Vaibhav Global Employee Stock Option Welfare Trust at exercise price ranging from ₹ 2.00 - ₹ 188.95. | | | | | |
| 6 Item exceeding 10% of total expenditure (included in other expenses): | | | | | |
| (₹ in lacs, unless otherwise stated) | | | | | |
| Particulars | Quarter Ended | | Year to date ended | | |
| | 30.09.2024 | 30.06.2024 | 30.09.2023 | 30.09.2024 | 30.09.2023 |
| Content and broadcasting expenses | 15,423.06 | 15,589.65 | 11,064.03 | 31,012.71 | 21,678.26 |
| | | | | 50,172.40 | |
| 7 In earlier years, the Parent Company received notices from the Income Tax Department ("ITD") under Section 148 of the Act for Assessment Year 2012-13 to Assessment Year 2015-16. During previous quarters, the Honorable High Court of Rajasthan has quashed the proceedings for Assessment Year 2012-13 to Assessment Year 2015-16 on technical grounds. Based upon the nature and external expert opinion obtained by the Parent Company, the management does not expect any liability to arise out of these proceedings. | | | | | |
| 8 The Income Tax Department ("the ITD") conducted a Survey proceeding under section 133A of the Act at the premises of the Parent Company in November 2021. Subsequently, the Parent Company is providing all cooperation and necessary data/ documents/ information. During previous year, the Parent Company received notices under Section 142 (1) for Assessment Year 2019-20 to Assessment Year 2022-23 requiring further information. As on date, based upon the nature, the management does not expect any liability to arise out of these proceedings. | | | | | |
| 9 The Board of Directors of the Parent Company has declared interim dividend of ₹ 1.50/- per fully paid-up equity shares of ₹ 2/- each. The Parent Company has fixed 20 November 2024 as the record date for payment of interim dividends on equity shares. The said interim dividend will be credited / dispatched to the respective equity shareholders within 30 days of the declaration of dividend. In addition to the above interim dividend of ₹ 1.50/-, an interim dividend of ₹ 1.50/- per share i.e., 75% on equity share capital was declared and paid during the current period. Hence total dividend of ₹ 3.00/- has been declared during the current period. | | | | | |
| 10 During previous year, Shop TJC Limited, UK (wholly owned subsidiary) acquired 100% stake in Mindful Souls BV, Netherlands from an unrelated party for a total consideration of ₹ 10,406.02 lacs (equivalent EURO 119.10 lacs) (including contingent consideration of ₹ 1,048.90 lacs (equivalent EURO 11.54 lacs) w.e.f. 26 September 2023. The fair value of the assets and liabilities acquired was determined and accounted in accordance with Ind AS 103-"Business Combination". This acquisition helps the Group in creating synergies through the deep sourcing and manufacturing abilities and also strengthen the digital businesses. | | | | | |
| 11 Exceptional items consist of the following for impairment expense: | | | | | |
| Particulars | Quarter Ended | | Year to date ended | | |
| | 30.09.2024 | 30.06.2024 | 30.09.2023 | 30.09.2024 | 31.03.2024 |
| Impairment of property, plant and equipment (including capital work in progress) | - | - | - | - | - |
| Impairment of goodwill | - | - | - | - | - |
| Total | - | - | - | - | - |
| | | | | | 806.15 |
| 12 During current quarter, the Parent Company has sold its entire investment (60% shareholding) in Encase Packaging Private Limited, India (Subsidiary) to an unrelated party at a total consideration of ₹ 50.00 lacs. The transaction was finalized on 30 September 2024 and accordingly, the assets and liabilities of the subsidiary deconsolidated from the Company's financial results as of the sale date. The sale is consistent with the Group's strategic objectives and will allow for a more focused approach to its core operations. | | | | | |
| 13 As per Ind AS 108, "Operating Segments", the Company has disclosed the segment information only as part of the consolidated financial results. | | | | | |
| 14 Above is an extract of detailed format of Quarterly Financial Results filed with stock exchanges under Regulation 33 of the SEBI (Listing Obligations & Disclosure Requirements) Regulations, 2015. The full format of the Quarterly Financial Results is available on the stock exchange websites, www.bseindia.com and www.nseindia.com and on the Company's website www.vaibhavglobal.com. | | | | | |
| For and on behalf of the Board of Directors | | | | | |
| Sd/- | | | | | |
| Sunil Agrawal | | | | | |
| Managing Director | | | | | |
| DIN : 00061142 | | | | | |
| Place : Jaipur | | | | | |
| Date : 11 November, 2024 | | | | | |



NMDC Limited
(A Government of India Enterprise)
Regd. Office : 10-3-311/A, 'Khanij Bhavan', Castle Hills,
Masab Tank, Hyderabad-500 028. CIN : L13100TG1958G0I001674

RESPONSIBLE MINING

Extract of Un-audited Standalone & Consolidated Financial Results for the quarter and half year ended 30th September 2024

| Sl. No. | Particulars | Standalone | | | | | Consolidated | | | | |
|---------|---------------------------------------------------------------------------------------------------------------------------------------------|---------------|-------------|-----------------|-------------|-------------|---------------|-------------|-----------------|-------------|-------------|
| | | Quarter Ended | | Half Year Ended | | Year Ended | Quarter Ended | | Half Year Ended | | Year Ended |
| | | 30/Sep/2024 | 30/Sep/2023 | 30/Sep/2024 | 30/Sep/2023 | 31/Mar/2024 | 30/Sep/2024 | 30/Sep/2023 | 30/Sep/2024 | 30/Sep/2023 | 31/Mar/2024 |
| | | Un-Audited | Un-Audited | Un-Audited | Un-Audited | Audited | Un-Audited | Un-Audited | Un-Audited | Un-Audited | Audited |
| 1 | Total Revenue from Operations | 4,806.57 | 4,013.98 | 10,184.37 | 9,408.64 | 21,293.81 | 4,918.91 | 4,013.98 | 10,333.10 | 9,408.64 | 21,307.85 |
| 2 | Net Profit/(Loss) for the period (before tax, Exceptional and/or Extraordinary items, discontinued operations) | 1,687.54 | 1,406.84 | 4,316.11 | 3,608.03 | 8,295.45 | 1,614.21 | 1,404.07 | 4,222.16 | 3,616.39 | 8,234.81 |
| 3 | Net Profit/(Loss) for the period before tax (after Exceptional and/or Extraordinary items, discontinued operations) | 1,687.29 | 1,406.56 | 4,315.56 | 3,607.53 | 8,011.98 | 1,613.96 | 1,403.79 | 4,221.61 | 3,615.89 | 7,951.34 |
| 4 | Net Profit/(Loss) for the period after tax (after Exceptional and/or Extraordinary items) | 1,268.96 | 1,027.63 | 3,252.93 | 2,677.54 | 5,631.89 | 1,195.63 | 1,024.86 | 3,158.98 | 2,685.90 | 5,571.25 |
| 5 | Share of profit/(Loss) of Associates/JVs | - | - | - | - | - | 9.67 | 1.13 | 15.34 | (6.53) | (0.38) |
| 6 | Non-Controlling Interest (Profit)/Loss | - | - | - | - | - | (6.27) | (0.25) | (8.02) | 0.91 | (4.19) |
| 7 | Net Profit/(Loss) after taxes, Non-Controlling Interest and share of profit/loss of Associates/JVs | 1,268.96 | 1,027.63 | 3,252.93 | 2,677.54 | 5,631.89 | 1,211.57 | 1,026.24 | 3,182.34 | 2,678.46 | 5,575.06 |
| 8 | Total Comprehensive Income for the period (Comprising profit/ (Loss) for the period (after tax) and Other Comprehensive Income (after tax)) | 1,255.65 | 1,034.90 | 3,230.09 | 2,692.08 | 5,593.79 | 1,189.10 | 1,030.26 | 3,151.93 | 2,708.47 | 5,553.03 |
| 9 | Paid up Equity Share Capital (Face value Re.1/- each) | 293.07 | 293.07 | 293.07 | 293.07 | 293.07 | 293.07 | 293.07 | 293.07 | 293.07 | 293.07 |
| 10 | Other Equity (excluding Revaluation Reserve as per Balance Sheet) | - | - | 27,903.21 | 23,896.09 | 25,112.71 | - | - | 28,075.66 | 24,194.23 | 25,362.83 |
| 11 | Net Worth | - | - | 28,196.28 | 24,189.16 | 25,405.78 | - | - | 28,377.73 | 24,501.78 | 25,672.91 |
| 12 | Earnings Per Share (of Re. 1/- each) | | | | | | | | | | |
| 13 | Basic (in Rs.) | 4.33 | 3.51 | 11.10 | 9.14 | 19.22 | 4.13 | 3.50 | 10.86 | 9.14 | 19.02 |
| 13 | Diluted (in Rs.) | 4.33 | 3.51 | 11.10 | 9.14 | 19.22 | 4.13 | 3.50 | 10.86 | 9.14 | 19.02 |

Notes:
1. The above is an extract of the detailed formats of Quarterly Results filed with Stock Exchanges under Regulation 33 of the SEBI (Listing Obligations and Disclosure Requirements) Regulations, 2015. The full formats of Quarterly Financial Results are available on the Stock Exchange websites (www.nseindia.com and www.bseindia.com) and Company's website www.nmdc.co.in.
2. Previous periods figures have been reclassified wherever considered necessary

For and on behalf of Board of Directors of NMDC Limited
Sd/-
(Amitava Mukherjee)
Chairman-Cum-Managing Director (Additional Charge),
Director (Finance) Din NO. 08265207

Place : New Delhi
Dated : 11th November 2024

SHREE


जंग रोधक

CEMENT



घर की ढाल, सालों साल

The Company with the total score of 73 (last year 62) in the Dow Jones Sustainability Index (DJSI), Corporate Sustainability Assessment (CSA) Environment Social & Governance ranks best within the construction material sector in India. This exhibits its commitment to driving sustainability across the value chain of its operations.



Regd. Office : Shree Cement Ltd., Bangur Nagar, Beawar-305901, Rajasthan | Phone: EPABX 01462 228101-6 Fax: 01462 228117/119
E-mail: shreebwr@shreecement.com | Website: www.shreecement.com | CIN: L26943RJ1979PLC001935

EXTRACT OF CONSOLIDATED UNAUDITED FINANCIAL RESULTS FOR THE QUARTER AND SIX MONTHS ENDED ON 30TH SEPTEMBER, 2024

| ₹ in Crore | | | | | |
|------------|---------------------------------------------------------------------------------------------------------------------------------|--------------------------------------------|-----------------------------------------------|--------------------------------------------|---------------------------------------|
| Sr.No. | PARTICULARS | Quarter ended 30.09.2024 (Unaudited) | Six Months ended 30.09.2024 (Unaudited) | Quarter ended 30.09.2023 (Unaudited) | Year ended 31.03.2024 (Audited) |
| 1 | Total Income from Operations | 4235.55 | 9498.64 | 4905.62 | 21001.92 |
| 2 | Net Profit for the period before Taxes | 23.28 | 329.13 | 539.24 | 2959.20 |
| 3 | Net Profit for the period after Taxes | 76.64 | 355.09 | 446.62 | 2396.16 |
| 4 | Total Comprehensive Income for the period (Comprising Profit for the period after tax and other Comprehensive Income after tax) | 95.42 | 373.97 | 486.03 | 2435.94 |
| 5 | Paid-up Equity Share Capital (Face value ₹ 10/- per share) | 36.08 | 36.08 | 36.08 | 36.08 |
| 6 | Reserves (excluding Revaluation Reserve) | 20843.20 | 20843.20 | 19459.28 | 20666.84 |
| 7 | Securities Premium Account | 2408.63 | 2408.63 | 2408.63 | 2408.63 |
| 8 | Net worth | 20879.28 | 20879.28 | 19495.36 | 20702.92 |
| 9 | Outstanding Debt | 1446.33 | 1446.33 | 1821.22 | 1474.92 |
| 10 | Debt-Equity Ratio (in times) | 0.04 | 0.04 | 0.08 | 0.05 |
| 11 | Earnings Per Share (of ₹ 10/- each) - (Not Annualized) | | | | |
| 12 | 1. Cash (in ₹) | 202.41 | 466.15 | 236.38 | 1203.38 |
| 12 | 2. Basic & Diluted (in ₹) | 21.18 | 98.40 | 123.78 | 663.98 |
| 13 | Capital Redemption Reserve | 15.00 | 15.00 | 15.00 | 15.00 |
| 13 | Debt Redemption Reserve | - | - | - | - |
| 14 | Debt Service Coverage Ratio (in times) | 5.08 | 8.75 | 1.25 | 3.58 |
| 15 | Interest Service Coverage Ratio (in times) | 14.27 | 16.63 | 15.18 | 19.80 |

Notes:
1. The above results were taken on record at the meeting of the Board of Directors held on 11th November, 2024. The results have been reviewed by the Statutory Auditors
2. Key Standalone Financial Information:-

| ₹ in Crore | | | | |
|----------------------------------------|--------------------------------------------|-----------------------------------------------|--------------------------------------------|---------------------------------------|
| PARTICULARS | Quarter ended 30.09.2024 (Unaudited) | Six Months ended 30.09.2024 (Unaudited) | Quarter ended 30.09.2023 (Unaudited) | Year ended 31.03.2024 (Audited) |
| Total Income from operations | 3904.58 | 8873.86 | 4686.03 | 20037.77 |
| Net Profit for the period before Taxes | 44.76 | 395.60 | 596.52 | 3045.63 |
| Net Profit for the period after Taxes | 93.13 | 410.84 | 491.33 | 2468.44 |

3. The above is an extract of the detailed format of financial results for the quarter and six months ended 30th September, 2024 filed with the Stock Exchanges under regulations 33 & 52 of the SEBI (Listing Obligations and Disclosure Requirements) Regulations, 2015, as amended. The full format of the standalone and consolidated financial results for the quarter and six months ended 30th September, 2024 are available on the websites of the Stock Exchanges (www.bseindia.com and www.nseindia.com) and on the company website viz. www.shreecement.com.
4. For the other line items referred in regulation 52(4) of the Listing Regulations, pertinent disclosures have been made to the Stock Exchanges (www.bseindia.com and www.nseindia.com) and on the company website viz. www.shreecement.com.

By order of the Board
For SHREE CEMENT LIMITED
(H.M. Bangur)
Chairman
DIN: 00244329

Place: Gurugram
Date: 11th November, 2024
For details e-mail at : subhash.jajoo@shreecement.com

Customer Care: 1800 1022 | bangurcare@shreecement.com

THE BUSINESS DAILY.

FOR DAILY BUSINESS.

FINANCIAL EXPRESS

financialexpress.com



Presents

The IndianEXPRESS

AQDA

Co-presented by



suchirindia

Come... Live The Future

WHERE NEWSMAKERS
DROP IN FOR
A CANDID CHAT.

Revanth
Reddy

Chief Minister of Telangana

in conversation with

Anant Goenka
Executive Director
The Indian Express Group

Liz Mathew
Deputy Editor
The Indian Express

Associate Partner

Travel Partner

Coffee Partner


Hospitality Partner

DeVANS

ixigo

☪Coffee

MERIDIEN
NEW DELHI



MONARCH NETWORK CAPITAL LIMITED

Total Income*

PAT*

EPS*

RoE**

Networth

₹189.21cr (56.9%YOY) ↑

₹ 84.03cr (55.5%YOY) ↑

₹12.05 (HIFY24 - ₹7.98)
(FY24 - ₹18.18)

30.1%

₹729.8cr (vs. Rs 345.9cr IN FY24)

GROWING
STRONGER
TOGETHER

EXTRACT OF CONSOLIDATED & STANDALONE UNAUDITED FINANCIAL RESULTS FOR THE QUARTER AND HALF YEAR ENDED SEPTEMBER 30, 2024
(₹ in Lacs except EPS)

| Particulars | Consolidated | | | | Standalone | | | |
|------------------------------------------------------------------------------------------------------------------------------------------|---------------|-----------------|---------------|------------|---------------|-----------------|---------------|------------|
| | Quarter Ended | Half Year Ended | Quarter Ended | Year Ended | Quarter Ended | Half Year Ended | Quarter Ended | Year Ended |
| | Un-Audited | Un-Audited | Un-Audited | Audited | Un-Audited | Un-Audited | Un-Audited | Audited |
| | 30.09.2024 | 30.09.2024 | 30.09.2023 | 31.03.2024 | 30.09.2024 | 30.09.2024 | 30.09.2023 | 31.03.2024 |
| Total Income from operations (Net) | 10,425.60 | 18,920.76 | 7,817.85 | 27,899.68 | 10,295.81 | 18,444.13 | 7,563.95 | 27,179.90 |
| Net Profit / (Loss) for the period before tax (Before Exceptional and/or Extraordinary items) | 5,656.21 | 10,789.31 | 5,048.42 | 16,414.18 | 5,474.49 | 10,216.07 | 4,737.52 | 15,519.34 |
| Net Profit / (Loss) for the period before tax (After Exceptional and /or Extraordinary items) | 5,657.22 | 10,786.95 | 5,044.28 | 16,409.53 | 5,475.50 | 10,213.71 | 4,733.38 | 15,514.60 |
| Net Profit / (Loss) for the period after tax (After Exceptional and/or Extraordinary items) | 4,398.39 | 8,403.97 | 3,702.01 | 12,314.98 | 4,271.72 | 7,982.65 | 3,469.72 | 11,651.40 |
| Total Comprehensive Income for the period [Comprising profit/loss for the period (after tax) and other comprehensive income (after tax)] | 4,398.39 | 8,403.97 | 3,702.01 | 12,300.06 | 4,271.72 | 7,982.65 | 3,469.72 | 11,636.47 |
| Paid up Equity Share Capital (Face Value of ₹ 10/- each) | 7,846.09 | 7,846.09 | 3,386.95 | 3,386.95 | 7,846.09 | 7,846.09 | 3,386.95 | 3,386.95 |
| Reserves excluding revaluation reserves | - | - | - | 31,204.43 | - | - | - | 28,969.69 |
| Earnings per Equity Share in ₹ 10/- each (not annualised) | 6.13 | 12.05 | 5.47 | 18.18 | 5.96 | 11.45 | 5.12 | 17.20 |
| i Basic | 6.05 | 11.89 | 5.47 | 18.18 | 5.88 | 11.29 | 5.12 | 17.20 |
| ii Diluted | | | | | | | | |

*On a Consolidated basis & for HIFY25 | #Annualized
Notes: The above is an extract of the detailed format of Audited Financial Results filed with BSE Limited & on National Stock Exchange of India Limited under Regulation 33 of the SEBI (Listing and Other Disclosure Requirements) Regulations, 2015.
The full format of the Financial Results are available on the following weblinks:
1) On the BSE : https://www.bseindia.com/stock-share-price/monarch-network-capital-ltd/monarch/511551/;
2) On the NSE : https://www.nseindia.com/get-quotes/equity?symbol=MONARCH;
3) On Company's website: https://www.mnclgroup.com/investor-relation/investor-relation-financials-quarterly-results

Place: Mumbai
Date: November 11, 2024

By order of the Board of Directors
For Monarch Network Capital Limited
Sd/-
Ashok Bafna, Whole-time Director, DIN: 01431472

Regd. Office: Unit No. 803-804A, 8th Floor, X-Change Plaza, Block No. 53, Road 5E, Zone - 5, GIFT City, Gandhinagar, Gujarat - 382355
Corp.Office: "Monarch House", Opp Prahladnagar Patel Garden, Near Ishwar Bhuvan, Commerce Six Roads, Navrangpura, Ahmedabad - 380009
Tel No.: +91 079 26866500 | Email: cs@mnclgroup.com | Website: www.mnclgroup.com | CIN: L65920GJ1993PLC120014

MONARCH

NETWORTH CAPITAL

MONARCH NETWORK CAPITAL LIMITED

Total Income*

₹189.21cr (56.9%YOY) ↑

PAT*

₹ 84.03cr (55.5%YOY) ↑

EPS*

₹12.05 (H1FY24 - ₹7.98)
(FY24 - ₹18.18)

RoE**

30.1%

Network

₹729.8cr (vs. Rs 345.9cr IN FY24)

GROWING
STRONGER
TOGETHER

EXTRACT OF CONSOLIDATED & STANDALONE UNAUDITED FINANCIAL RESULTS FOR THE QUARTER AND HALF YEAR ENDED SEPTEMBER 30, 2024
(₹ In Lacs except EPS)

| Particulars | Consolidated | | | | Standalone | | | |
|------------------------------------------------------------------------------------------------------------------------------------------|---------------|-----------------|---------------|------------|---------------|-----------------|---------------|------------|
| | Quarter Ended | Half Year Ended | Quarter Ended | Year Ended | Quarter Ended | Half Year Ended | Quarter Ended | Year Ended |
| | Un-Audited | Un-Audited | Un-Audited | Audited | Un-Audited | Un-Audited | Un-Audited | Audited |
| | 30.09.2024 | 30.09.2024 | 30.09.2023 | 31.03.2024 | 30.09.2024 | 30.09.2024 | 30.09.2023 | 31.03.2024 |
| Total Income from operations (Net) | 10,425.60 | 18,920.76 | 7,817.85 | 27,899.68 | 10,295.81 | 18,444.13 | 7,563.95 | 27,179.90 |
| Net Profit / (Loss) for the period before tax (Before Exceptional and/or Extraordinary items) | 5,656.21 | 10,789.31 | 5,048.42 | 16,414.18 | 5,474.49 | 10,216.07 | 4,737.52 | 15,519.34 |
| Net Profit / (Loss) for the period before tax (After Exceptional and /or Extraordinary items) | 5,657.22 | 10,786.95 | 5,044.28 | 16,409.53 | 5,475.50 | 10,213.71 | 4,733.38 | 15,514.60 |
| Net Profit / (Loss) for the period after tax (After Exceptional and/or Extraordinary items) | 4,398.39 | 8,403.97 | 3,702.01 | 12,314.98 | 4,271.72 | 7,982.65 | 3,469.72 | 11,651.40 |
| Total Comprehensive Income for the period [Comprising profit/loss for the period (after tax) and other comprehensive Income (after tax)] | 4,398.39 | 8,403.97 | 3,702.01 | 12,300.06 | 4,271.72 | 7,982.65 | 3,469.72 | 11,636.47 |
| Paid up Equity Share Capital (Face Value of ₹ 10/- each) | 7,846.09 | 7,846.09 | 3,386.95 | 3,386.95 | 7,846.09 | 7,846.09 | 3,386.95 | 3,386.95 |
| Reserves excluding revaluation reserves | - | - | - | 31,204.43 | - | - | - | 28,969.69 |
| Earnings per Equity Share in ₹ 10/- each (not annualised) | 6.13 | 12.05 | 5.47 | 18.18 | 5.96 | 11.45 | 5.12 | 17.20 |
| i. Basic | | | | | | | | |
| ii. Diluted | 6.05 | 11.89 | 5.47 | 18.18 | 5.88 | 11.29 | 5.12 | 17.20 |

Place: Mumbai
Date: November 11, 2024

By order of the Board of Directors
For Monarch Network Capital Limited
Sd/-
Ashok Bafna, Whole-time Director, DIN: 01431472

Regd. Office: Unit No. 803-804A, 8th Floor, X-Change Plaza, Block No. 53, Road 5E, Zone - 5, Gift City, Gandhinagar, Gujarat - 382355

Corp.Office: "Monarch House", Opp Prahladhai Patel Garden, Near Ishwar Bhuvan, Commerce Six Roads, Navrangpura, Ahmedabad - 380009

Tel.No.: +91 079 26686500 | Email: cs@mndgroup.com | Website: www.mndgroup.com | CIN: L65920GJ1993PLC120014

BANSAL

BANSAL WIRE INDUSTRIES LIMITED

Corporate Identity Number: L31300DL1985PLC022737

EXTRACT OF UNAUDITED CONSOLIDATED FINANCIAL RESULTS FOR THE QUARTER AND HALF YEAR ENDED SEPTEMBER 30, 2024

REVENUE

42.6%
Y-o-Y

EBITDA

99.2%
Y-o-Y

PAT

101.9%
Y-o-Y

(Amount are in Rs. Million, unless otherwise stated)

| S. No | Particulars | Quarter ended | | | Half yearly - YTD | | Year ended |
|-------|----------------------------------------------------------------------------------------------------------------------------------------------|---------------|-----------|------------|-------------------|------------|------------|
| | | 30-09-2024 | 30-Jun-24 | 30-Sept-23 | 30-Sep-24 | 30-Sept-23 | |
| 1 | Total income from operations | 8,296.65 | 8,182.34 | 6,050.77 | 16,479.00 | 11,540.33 | 24,708.86 |
| 2 | Net Profit / (Loss) for the period (before Tax, Exceptional and/ or Extraordinary items) | 569.27 | 445.61 | 293.05 | 1,014.88 | 483.56 | 1,069.96 |
| 3 | Net Profit / (Loss) for the period before tax (after Exceptional and/or Extraordinary items) | 568.74 | 444.81 | 324.37 | 1,013.55 | 514.89 | 1,101.58 |
| 4 | Net Profit / (Loss) for the period after tax (after Exceptional and/or Extraordinary items) | 400.59 | 315.13 | 181.46 | 715.73 | 354.42 | 752.42 |
| 5 | Total Comprehensive Income for the period [Comprising Profit / (Loss) for the period (after tax) and Other Comprehensive Income (after tax)] | 399.78 | 313.91 | 180.78 | 713.69 | 353.05 | 748.75 |
| 6 | Equity Share Capital | 782.78 | 637.27 | 91.04 | 782.78 | 91.04 | 637.27 |
| 7 | Reserves (excluding Revaluation Reserve) as shown in the Audited Balance Sheet of the previous year. | | | | | | 3,586.43 |
| 8 | Earnings Per Share (of Rs. 5/- each) (not annualised except for FY 2024) | | | | | | |
| | Basic & Diluted (in Rs.) | 2.85 | 2.37 | 1.42 | 4.97 | 2.78 | 5.78 |
| | EBITDA (Earnings before Interest, Tax, Depreciation & Amortisation) | 681.04 | 622.43 | 380.66 | 1,303.47 | 654.41 | 1,492.54 |

Unaudited standalone Financial Results for the quarter and half year ended September 30, 2024

| S. No | Particulars | Quarter ended | | | Half yearly - YTD | | Year ended |
|-------|-------------------|---------------|-----------|------------|-------------------|------------|------------|
| | | 30-09-2024 | 30-Jun-24 | 30-Sept-23 | 30-Sep-24 | 30-Sept-23 | |
| 1 | Turnover | 7,006.05 | 6,766.08 | 6,034.50 | 13,772.13 | 11,513.58 | 22,843.86 |
| 2 | Profit before tax | 452.43 | 347.73 | 324.37 | 800.16 | 514.89 | 967.26 |
| 3 | Profit after tax | 334.30 | 259.55 | 181.46 | 593.85 | 354.42 | 684.23 |

September 30, 2023 figures are provided on standalone basis, as the company did not have any subsidiary, associate or joint venture at that point of time.

Notes:
1 The above is an extract of the unaudited standalone and consolidated Financial Results for the quarter and half year ended September 30, 2024 filed with the Stock Exchanges under Regulation 33 of the SEBI (Listing and Other Disclosure Requirements) Regulations, 2015. The full financial results for the quarter and half year ended September 30, 2024 are available on the websites of the Stock Exchange(s) where the equity shares of the company are listed, i.e., www.nseindia.com and www.bseindia.com and also on the website of the company - www.bansalwire.com.
2 The statutory auditor has expressed an unmodified opinion on the unaudited consolidated financial results for the quarter and half year ended September 30, 2024.

For Bansal Wire Industries Limited

Arun Gupta
Chairman and Whole Time Director
DIN: 00255850

Place: Delhi
Date: November 11, 2024

Registered and Corporate Office: F-3, Main Road, Shastri Nagar, Delhi-110052
Phone : 011-23651890, Email: Investorrelations@bansalwire.com, Website: www.bansalwire.com

PRESIDENT

SCHNEIDER ELECTRIC PRESIDENT SYSTEMS LIMITED

Registered Office: 5C/1, KIADB Industrial Area Attibele, Bangalore Rural, Bangalore - 562107, Karnataka, India.
Corporate Office: BGRT, 6th Floor, Sy. No. 63/3B, Gorvigere Village Bidarahalli Hobli, Whitefield Hoskote Road, Bengaluru- 560115, Karnataka, India
Phone: +91 8067888300; +91 804554 0000; Website: www.schneiderelectricpresident.com; E-mail: companysecretary@se.com
CIN : L32109KA1984PLC079103

STATEMENT OF FINANCIAL RESULTS FOR THE QUARTER AND HALF YEAR ENDED 30 SEPTEMBER 2024

{Rupees Million (MINR) except earning per share data}

| Particulars | Quarter Ended | | | Half Year Ended | | Year Ended |
|----------------------------------------------------------------|-------------------|--------------|-------------------|-------------------|-------------------|------------|
| | 30 September 2024 | 30 June 2024 | 30 September 2023 | 30 September 2024 | 30 September 2023 | |
| Total income from operations | 1,303.32 | 1,073.74 | 896.85 | 2,377.06 | 1,943.06 | 3,929.72 |
| Net Profit for the period (before Tax and Exceptional items) | 138.34 | 98.41 | 107.29 | 236.75 | 131.51 | 405.45 |
| Net Profit for the period before tax (after Exceptional items) | 104.40 | 71.96 | 77.61 | 176.36 | 95.34 | 299.66 |
| Net Profit for the period after tax (after Exceptional items) | 104.40 | 71.96 | 77.61 | 176.36 | 95.34 | 299.66 |
| Total Comprehensive Income for the period | 104.40 | 71.96 | 77.61 | 176.36 | 95.34 | 293.61 |
| Paid-up equity share capital (face value of Rs. 10/- each) | 60.48 | 60.48 | 60.48 | 60.48 | 60.48 | 60.48 |
| Other equity | | | | | | 1,463.80 |
| Earnings per equity share (EPS) (Refer note 1) | | | | | | |
| Basic and Diluted EPS (of Rs. 10/- each.) | 17.26 | 11.90 | 12.83 | 29.16 | 15.76 | 49.55 |

Notes :
1. The above Financial Results were reviewed by the Audit and Risk Management Committee and approved by the Board of Directors at their meeting held on 11 November 2024. Basic and Diluted Earnings Per Share is not annualized for the quarters ended 30 September 2024, 30 June 2024 30 September 2023 and half year ended 30 September 2024 and 30 September 2023.
2. These financial results of the Company have been prepared in accordance with the Indian Accounting Standards (IND AS) as notified by Ministry of Corporate Affairs pursuant to Section 133 of the Companies Act 2013 read with rule 3 of the Companies (Indian Accounting Standard) rules, 2015 and relevant amendments made thereunder.
3. The Chief Operating Decision Maker "CODM" reviews the operations of the Company as a whole, i.e. single primary business segment viz. product and systems for electricity distribution, hence, there are no reportable segments as per Ind AS 108 "Operating Segments".
4. Previous period figures have been reclassified/ regrouped wherever necessary, to correspond with those of the current period classification.
5. The statutory auditors have carried out limited review of the unaudited financial results for the quarter ended 30 September 2024 and have issued an unmodified review report.
6. The full format of the Audited Financial Results are available on the website of the Stock Exchange (The Metropolitan Stock Exchange of India Limited) at www.msei.in and can be accessed on Company's website at www.schneiderelectricpresident.com.

For and on behalf of Board of Directors of
Schneider Electric President Systems Limited
Sd/-
Anuj Kudesia
Managing Director
DIN : 10629156

Place: Gurugram
Date : 11 November 2024.

Life Is On

Schneider
Electric

Landmark

LANDMARK CARS LIMITED

CIN: L50100GJ2006PLC058553

Regd. Office: Landmark House, Opp. AEC, S.G. Highway, Thaltej, Nr Gurudwara, Ahmedabad 380 059
Ph: +91 22 6271 9040 | Website: www.grouplandmark.in | E-mail: companysecretary@landmarkindia.net

EXTRACT OF CONSOLIDATED FINANCIAL RESULTS FOR THE QUARTER AND HALF YEAR ENDED SEPTEMBER 30, 2024

{ ₹ in Million, except per share data}

| Sr. No | Particulars | Quarter Ended | | | Half Year Ended | | Year Ended |
|--------|------------------------------------------------------------------------------------------------------------------------|---------------|------------|------------|-----------------|------------|------------|
| | | 30.09.2024 | 30.06.2024 | 30.09.2023 | 30.09.2024 | 30.09.2023 | |
| | | Unaudited | Unaudited | Unaudited | Unaudited | Unaudited | |
| 1 | Total income from operations | 9,100.66 | 8,332.83 | 7,733.86 | 17,433.49 | 14,697.49 | 32,975.25 |
| 2 | Net profit for the period (before tax and exceptional items) | 41.83 | 53.43 | 186.71 | 95.26 | 309.22 | 724.26 |
| 3 | Net profit for the period before tax (after exceptional items) | 4.79 | 47.40 | 186.71 | 52.19 | 286.24 | 695.45 |
| 4 | Net profit for the period after tax (after exceptional items) | 3.31 | 34.45 | 205.01 | 37.76 | 277.68 | 572.23 |
| 5 | Total comprehensive income for the period (comprising profit for the period (after tax) and other comprehensive income | 3.31 | 34.45 | 205.01 | 37.76 | 277.68 | 573.09 |
| 6 | Equity share capital (Face value of ₹ 5/- each) | 206.66 | 206.64 | 201.49 | 206.66 | 201.49 | 206.47 |
| 7 | Reserves (excluding revaluation reserve as shown in the Balance sheet of previous year) | | | | | | 5,182.97 |
| 8 | Earnings per share (not annualised for the quarters and half year) (of ₹ 5/- each) | | | | | | |
| | Basic (In ₹) | (0.01) | 0.77 | 5.03 | 0.76 | 6.80 | 13.82 |
| | Diluted (In ₹) | (0.01) | 0.77 | 4.92 | 0.76 | 6.64 | 13.77 |

EXTRACT OF STANDALONE FINANCIAL RESULTS FOR THE QUARTER AND HALF YEAR ENDED SEPTEMBER 30, 2024

{ ₹ in Million}

| Sr. No | Particulars | Quarter Ended | | | Half Year Ended | | Year Ended |
|--------|-----------------------------------------------------|---------------|------------|------------|-----------------|------------|------------|
| | | 30.09.2024 | 30.06.2024 | 30.09.2023 | 30.09.2024 | 30.09.2023 | |
| | | Unaudited | Unaudited | Unaudited | Unaudited | Unaudited | |
| 1 | Total income from operations | 1,628.53 | 1,303.76 | 1,590.19 | 2,932.29 | 2,745.22 | 6,214.06 |
| 2 | Profit before tax | 176.47 | 93.02 | (112.15) | 269.49 | (3.90) | 389.82 |
| 3 | Profit after tax (after Other Comprehensive income) | 155.17 | 69.68 | (68.67) | 224.85 | 11.93 | 305.19 |

Notes:
1 The above results have been reviewed by the Audit Committee and approved by the Board of Directors in their meeting held on November 11, 2024 and reviewed by the Statutory Auditors.
2 The dealership agreement of the Parent and Landmark Cars (East) Private Limited ("LCEPL"), one of its subsidiary Company for sale of new cars with Mercedes-Benz India Private Limited ("MBIL") had materially changed and converted to an agency model whereby all new car sales are made directly to customers by MBIL. Under the agency agreement, customers now place orders through the Group directly to MBIL on which Parent and LCEPL earns commission on each sale of Mercedes-Benz cars. The value of cars sold by Parent and LCEPL on behalf of Mercedes-Benz on which commission income is recognised as below:

{ ₹ in Million}

| Particulars | Quarter Ended | | | Half Year Ended | | Year Ended |
|------------------------------------------------------------------------------------------------------|---------------|------------|------------|-----------------|------------|------------|
| | 30.09.2024 | 30.06.2024 | 30.09.2023 | 30.09.2024 | 30.09.2023 | |
| Value of cars sold by Parent and LCEPL on behalf of Mercedes-Benz on which only commission income is | 3,845.21 | 3,523.02 | 3,747.26 | 7,368.23 | 6,307.48 | 14,634.46 |

3 During the period ended September 30, 2024, exceptional items represents the impact of loss on discard of immovable property, plant and equipment (net off gain on termination of lease) on account of closure of non-viable outlets of Renault and Jeep dealership in Punjab and relocating showroom in Mumbai of Mercedes-Benz and Renault dealership for strategic advantage.
During the previous year ended March 31, 2024, exceptional items represents the impact of loss on discard of immovable property, plant and equipment on account of replacing small workshop with a larger workshop of Jeep brand in West Delhi.
4 The above is an extract of the detailed format of the Standalone and Consolidated Financial Results for the quarter and half year ended September 30, 2024 filed with the Stock Exchanges under Regulation 33 of the SEBI (Listing and Other Disclosures Requirements) Regulations, 2015. The full format of these Financial Results are available on the Stock Exchange websites, www.nseindia.com, www.bseindia.com and on the Company's website www.grouplandmark.in.

Place: Mumbai
Date: November 11, 2024

For and on behalf of the Board
Sanjay K. Thakker
Chairman and Executive Director
DIN : 00156093

financialexp.epapri.in

New Delhi